


# FY 2021 PREVENTION OUTCOMES REPORT



**THE PREVENTION OUTCOMES REPORT SUMMARIZES PREVENTION OUTCOMES WITH A FOCUS ON 1) SCHOOL-BASED CURRICULA, 2) ENVIRONMENTAL STRATEGIES, 3) YOUTH ACCESS TO TOBACCO STUDY (SYNAR), AND 4) PREVENTION SERVICES DISTRIBUTION**

## Highlights of the Report



**Four** different curriculum-based programs were implemented with **100%** of the participants in evidence-based programs.

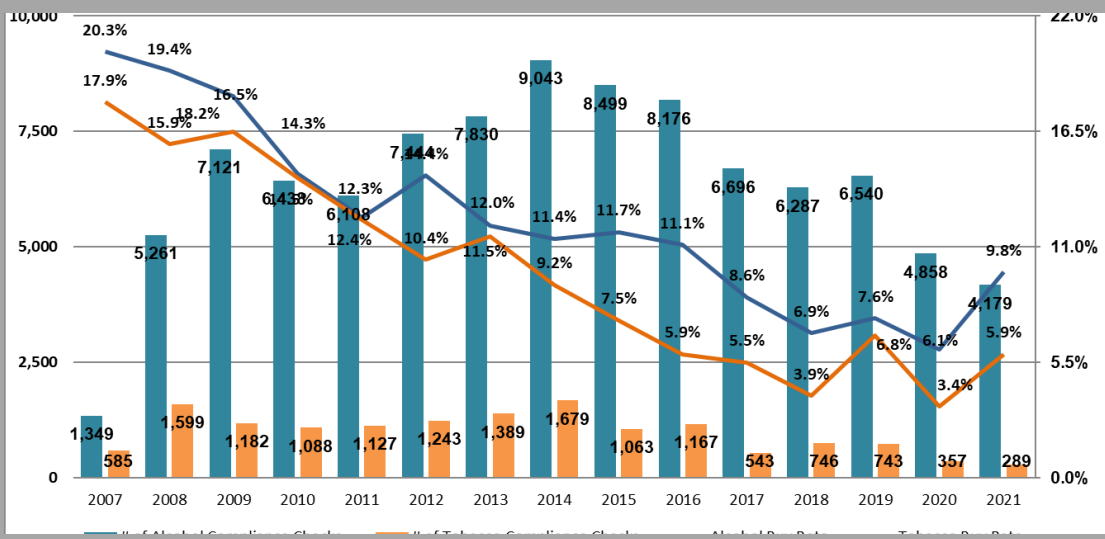
**4 programs & 100%**

**THE TABLE SUMMARIZES PRE-AND-POST-TEST DIFFERENCES IN RISK SCORES AND SUBSTANCE USE RATES. REFER TO PAGE 21 & PAGE 22 IN THE 2021 PREVENTION OUTCOMES ANNUAL REPORT FOR MORE INFORMATION**

	Perceived Risk	Decision Making	Disapproval of Use	Perceived Peer Norms	Perceived Parental Attitudes	Other Tobacco	Cigarettes	E-Cigs or Vapes	Alcohol	Marijuana	Non-Medical Prescription Drugs	Binge Drinking (past 2 wks)	
Overall Middle School (5 sites, 367)	•							•			•		
Overall High School (3 sites, 54)	•				•				•				
LEGEND													
Desired Marginally Significant	•	Desired Significant					•						
Undesired Marginally Significant	•	Undesired Significant					•						

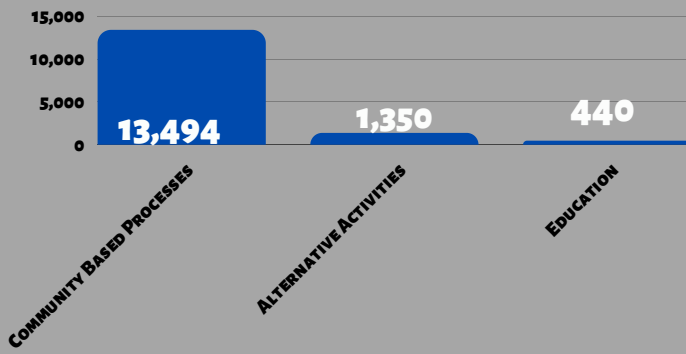
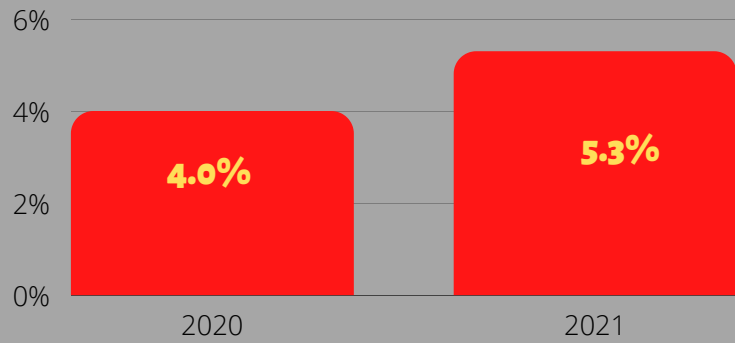


**For all eight substances measured, more than 9 in 10 of middle school & high school participants who were non-users at the pre-test remained non-users at the post-test.**



**Alcohol and tobacco compliance check buy rates rose above previous year buy rates; buy rates in FY 2021 were 9.8% & 5.9%, respectively.**

THE YOUTH ACCESS TO TOBACCO STUDY (SYNAR) SHOWED THAT 5.3% OF RETAILERS SOLD CIGARETTES TO UNDERAGE YOUTH, UP FROM 4.0% IN FY 2020.



**PREVENTION PERSONNEL ACROSS THE STATE DELIVER SERVICES BASED ON THE SIX CSAP PREVENTION STRATEGIES.**



**24.4 million +  
people received**

**Information  
Dissemination**



**13,494  
strategies**

**Environmental  
Strategies**



**5,042  
people**

**Problem Identification  
& referral**



Full report is found on [South Carolina Prevention/Evaluation Resources](#) webpage. Use the search box to locate the report.

Search [Browse by Category](#)

2020 Prevention Outcomes Annual Report

Show 10 entries